




# DIN300 300E

## Features

- 25 selectable sensitivity settings: 30 mA to 30 A
- 9 selectable time delays: 0 to 3s
- Earth leakage level indicators
- Detection of no connection to ZCT
- Relay tripped indicator
- Trip starting indicator
- Protected against nuisance tripping

## Features For DIN 300E only

- 50% pre-fault output contact
- Remote test and remote reset functions 

## Technical Data

### AUXILIARY SUPPLY

Model DIN300 / 300E -240A : 198 ~ 265 V AC  
 Model DIN300 / 300E -110A : 94 ~ 127 V AC  
 Rated frequency : 50 / 60 Hz  
 VA rating : 3 VA typical

### SETTING RANGES

Sensitivity setting : 30 mA, 50 mA, 75 mA, 100 mA, 125 mA, 150 mA, 200 mA, 250 mA, 300 mA, 500 mA, 750 mA, 1 A, 1.25 A, 1.5 A, 2 A, 2.5 A, 3 A, 5 A, 7.5 A, 10 A, 12.5 A, 15 A, 20 A, 25 A, 30 A.

Time delay setting : Instantaneous, 50 ms, 100 ms, 150 ms, 250 ms, 350 ms, 500 ms, 1 s, 3 s.

### PERFORMANCE

Setting accuracy : -15% to +0%  
 Timing accuracy : ±5%

### OUTPUT CONTACTS

Contacts ( Trip / 50% pre-fault\* )  
 Rated voltage : 250 V AC  
 Contact rating : 5 A  
 Expected electrical life : 100,000 operations at rated current  
 Expected mechanical life : 5 x 10<sup>6</sup> operations

### INPUT

Remote test\* / Reset inputs\* : N.O. dry contacts

### ZERO - PHASE CURRENT TRANSFORMER

To operate with Mikro's ZCT series of current transformer

### INDICATORS

Auxiliary supply : Green indicator  
 Time delay : Red indicator  
 Trip : Red indicator  
 Leakage current\* : 5 red indicators for leakage levels

### ENVIRONMENTAL CONDITIONS

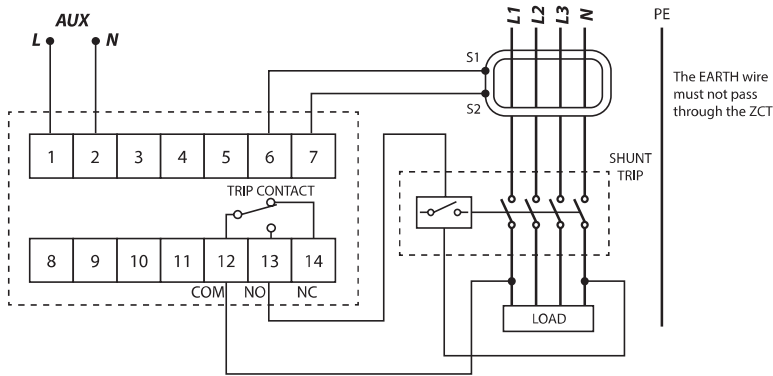
Temperature : -10°C to 55°C  
 Humidity : 5% to 95%, non-condensing

### MECHANICAL

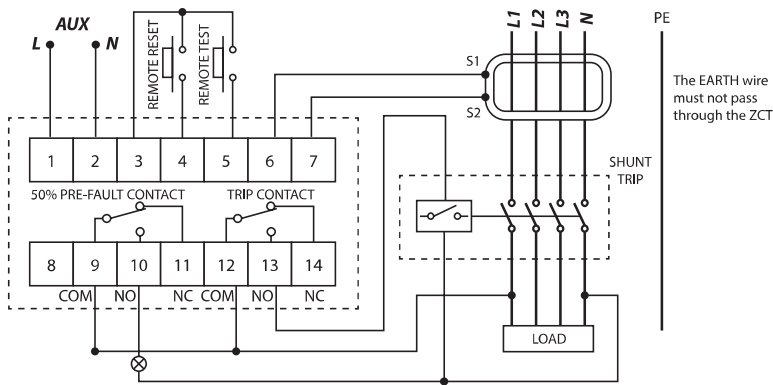
Mounting : DIN rail mounting  
 Dimension (mm) : 71(w) x 85(h) x 70(d)  
 Approximate weight : 0.4 kg (excluding ZCT)

\* Applicable to DIN300E model only

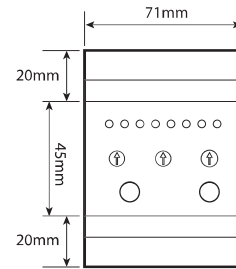
### Typical Application Diagram For DIN 300



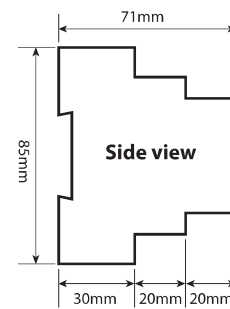
### Typical Application Diagram For DIN 300E



### Case Dimensions



Front view



Side view

### Ordering Information

MODEL	DESCRIPTION
DIN300 - 240A	For 50 Hz system, auxiliary voltage 240 V AC
DIN300 - 110A	For 50 Hz system, auxiliary voltage 110 V AC
DIN300E - 240A	For 50 Hz system, auxiliary voltage 240 V AC
DIN300E - 110A	For 50 Hz system, auxiliary voltage 110 V AC
DIN300 - 240A6	For 60 Hz system, auxiliary voltage 240 V AC
DIN300 - 110A6	For 60 Hz system, auxiliary voltage 110 V AC
DIN300E - 240A6	For 60 Hz system, auxiliary voltage 240 V AC
DIN300E - 110A6	For 60 Hz system, auxiliary voltage 110 V AC